


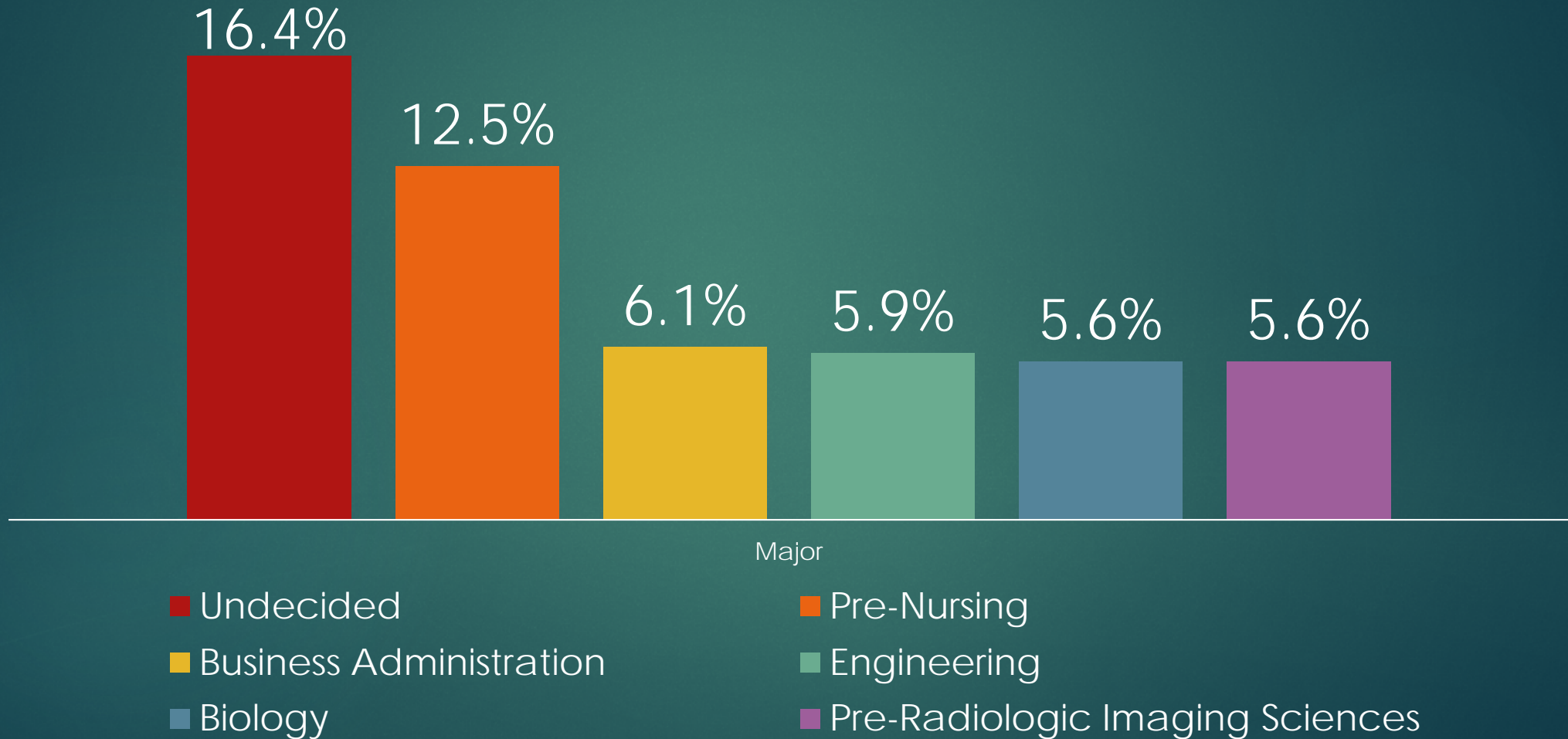
USI Freshmen WHO ARE THEY?

What is the #1 major for New Freshmen?

- A. Pre-Nursing
- B. Business Administration
- C. Psychology
- D. Teacher Education
- E. Undecided




Top Majors for New Freshmen



The average high school GPA of a new freshmen in 2016 was a 3.20

4

- A. True
- B. False




False!

- ▶ In 2016 the average high school GPA of a new freshmen was **3.37**
- ▶ In 2012 is was 3.20

Over half of new freshmen are required to take one or more remedial courses.

- A. True
- B. False



False – In 2016, **44%** were required to take 1 or more remedial courses


- ▶ 30% - 1 remedial course
- ▶ 10% - 2 remedial courses
- ▶ 4% - 3 remedial courses

In 2012 – 51% required 1 or more remedial courses.

The percentage of first-generation New Freshmen has increased since 2012

8

- A. True
- B. False



False


2012 -- 30% of new freshmen were first-generation college students

2016 -- only 21%

What percentage of new freshmen brought in college credit*?

*Includes CAP, dual credit, transfer, AP, etc.)

- A. Less than 10%
- B. Between 10 and 24%
- C. Between 25 and 40%
- D. Between 41 and 55%
- E. More than 55%



Answer is: 60% of New Freshmen in 2016 brought in credit


And New Freshmen are bringing in more credit than ever...

- ▶ In 2012, just 49 new freshmen brought 30 or more credits
- ▶ IN 2016, 160 came in with 30 or more credits

The majority of new freshmen in 2016 lived off-campus.

12

- A. True
- B. False



False!

- ▶ Actually...

- ▶ 41% lived in residence halls

- ▶ 27% in USI apartments

- ▶ And just 32% lived off campus

Ten percent of the 2016 freshmen identified as a racial/ethnic minority or international student.

- A. True
- B. False

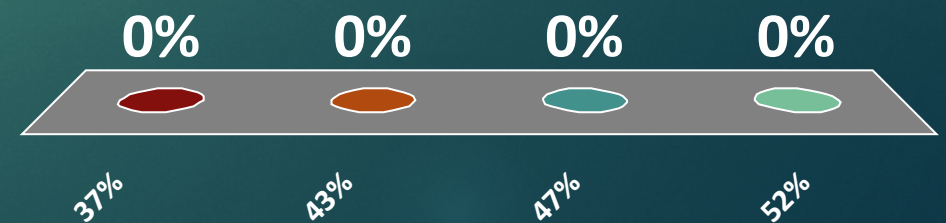


13.6% of the new freshmen in 2016 identified as a racial/ethnic minority or international student

Hispanic	3.8%	64
Alaskan Native / Native American	0.1%	1
Asian	0.9%	16
African American	4.5%	75
White, non-Hispanic	86.4%	1,455
Multiple Race	3.3%	56
International	0.9%	16
Unspecified	0.1%	2

Males made up _____% of the 2016 freshmen class.

- A. 37%
- B. 43%
- C. 47%
- D. 52%




- ▶ Males made up just 37% of the 2016 freshmen class

About 15% of new freshmen play a musical Instrument.

18


- A. True
- B. False



The answer is: True!

How do freshmen prefer to get information about USI news or events?

- A. MyUSI
- B. Social Media (FB, Twitter, etc.)
- C. Friends / Word of Mouth
- D. Email
- E. USI Web Site




And it's Email!

- ▶ 50% - Email
- ▶ 14% - MyUSI
- ▶ 10% - Social Media (Facebook, Twitter, etc.)
- ▶ 8% - Friends / Word of Mouth
- ▶ 1% - Websites

What is the #1 reason USI freshmen chose to attend college?

- A. Parents wanted me to go
- B. Gain a general education
- C. Be able to get a better job/training for a specific career
- D. Nothing better to do




Reasons Chose to Attend College

To be able to get a better job / Get training in a specific career	63%
To be able to make more money.	12%
To prepare myself for graduate or professional school.	10%
To gain a general education and appreciation of ideas.	9%
My parents wanted me to go.	3%
To make myself a more cultured person.	2%
I wanted to get away from home.	1%
I could not find a job.	>1%
There was nothing better to do.	>1%

60% of freshmen in 2016 said USI was their first choice school.

- A. True
- B. False

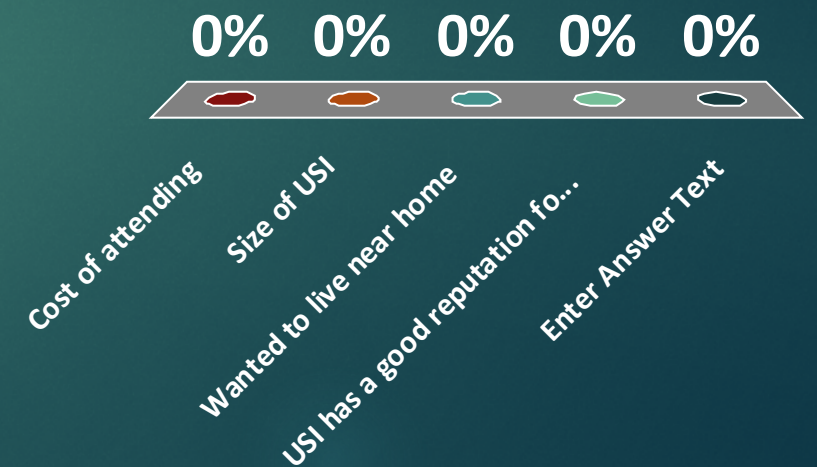


And the answer is: True

#1 reason for choosing USI

26

- A. Cost of attending
- B. Size of USI
- C. Wanted to live near home
- D. USI has a good reputation for academic quality
- E. Enter Answer Text




We have a tie !!!

- ▶ 25% - Cost of Attending
- ▶ 25% - Academic Reputation
- ▶ 17% - Wanted to live near home
- ▶ 12% - Size of USI

If USI wasn't their first choice... What was?

- A. IU
- B. Purdue
- C. IUPUI
- D. ISU
- E. Some other college



Top Choice College (if not USI)


29

Other college / university	50%
Indiana University (Bloomington)	14%
IUPUI (Indianapolis)	8%
Purdue University (West Lafayette)	7%
Indiana State University	5%
University of Evansville	5%
Western Kentucky University	5%
Murray State University	4%
University of Southern Illinois (Carbondale)	1%
University of Illinois (Urbana-Champaign)	>1%

What % of freshmen work off-campus?

30

- A. Less than 10%
- B. 10 to 19%
- C. 20 to 39%
- D. 40 to 50%
- E. More than 50%




And the answer is.... 40%!

- ▶ And the percentage has been consistent since 2010

Of those who work off campus, what is the primary reason they do so?

- A. Pay for general essentials (gas, food, etc.)
- B. Pay tuition
- C. Pay for non-essentials (newest cell phone, Netflix etc.)
- D. So they can live away from home



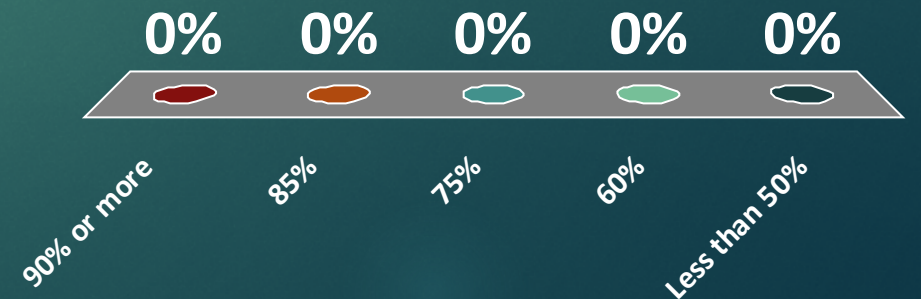
The # 1 reason is: Pay for essentials

33

- ▶ 60% - Pay for essentials (food, gas, etc.)
- ▶ 14% - Pay Tuition
- ▶ 12% - Live on own
- ▶ 11% - Pay for non-essentials (newer cell phone, Netflix, etc.)
- ▶ 3% - Other reason

____% of new freshmen know who their assigned academic advisor is?


- A. 90% or more
- B. 85%
- C. 75%
- D. 60%
- E. Less than 50%



75% of new freshmen know who their academic advisor is.

More than a third of new freshmen believe it will take **more than 4 years** to graduate


- A. True
- B. False



- ▶ 90% of new freshmen believe they will graduate in 4 years or Less
- ▶ Reality... 30% won't be back for their sophomore Year (2015 1-yr retention)
- ▶ Of the entering class of 2013, 30.6%* graduated in 4 years (Up from 20.6% for 2011).

For most new freshmen, the academic experience is _____ what they expected?

- A. harder than
- B. easier than
- C. about



For most freshmen... *Its about what they expected*

39

- ▶ 70% - About what I expected
- ▶ 16% - Easier
- ▶ 14% - Harder


▶ Scenario:

Your friend has been vomiting as a result of drinking too much alcohol.

You leave the room briefly and when you come back, you notice s/he has passed out next to the couch and is unresponsive when you attempt to wake him/her.

What do most freshmen think they would do?

- A. Immediately call 911 or USI Security
- B. Wait a while before calling, but would call if he/she didn't get better
- C. Put them to bed to sleep it off, but make sure to turn them on their side
- D. Leave them where they are but check on them periodically
- E. Probably nothing



Most think they would get help immediately... 42

- ▶ 70% - Immediately call USI public safety or 911 for medical assistance
- ▶ 13% - wait a while before calling
- ▶ 11% - put them in bed to sleep it off (but turn them on their side)
- ▶ 2% - Leave them where they are but check on them periodically
- ▶ 1% - Nothing
- ▶ 2% - Something else